



**ADOBE**

**9A0-062**

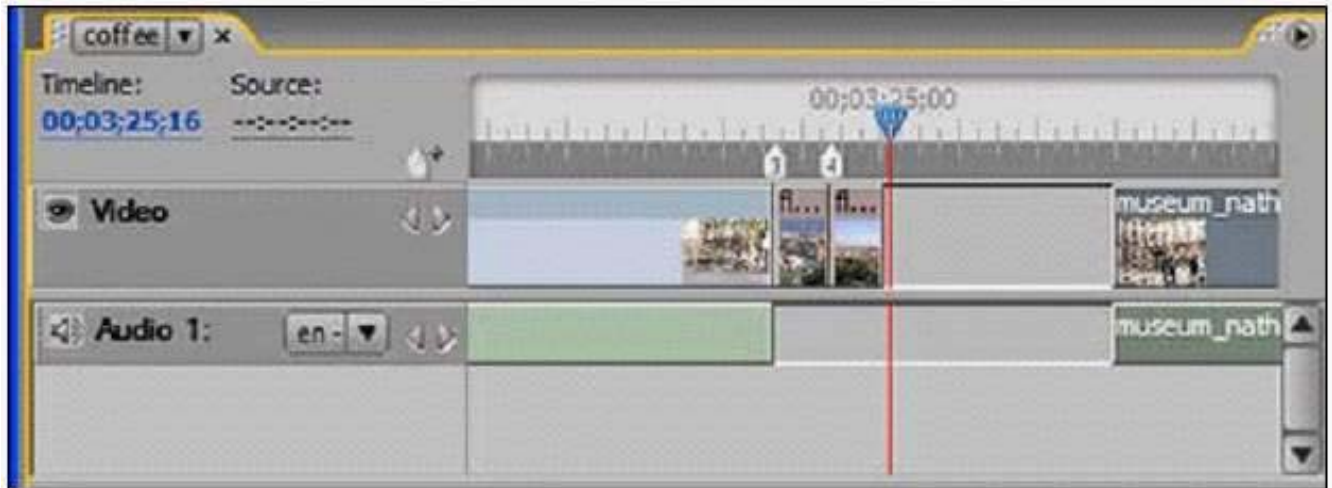
*Adobe Encore DVD 2.0 ACE*

**Answer:** A

**QUESTION:** 142

Click the Exhibit button.

You have created a gap in your timeline. You want to fill the gap with a still image that has been imported into your project. What should you do?



- A. drag the image from the Project panel and drop the image in the gap
- B. Alt-drag the image from the Project panel and drop the image in the gap
- C. Ctrl-drag the image from the Project panel and drop the image in the gap
- D. select the image in the Project panel; choose Edit > Copy; open Timeline Viewer; choose Edit > Paste

**Answer:** D

**QUESTION:** 143

The subtitle text you typed in the monitor has strokes. How do you turn off that feature?

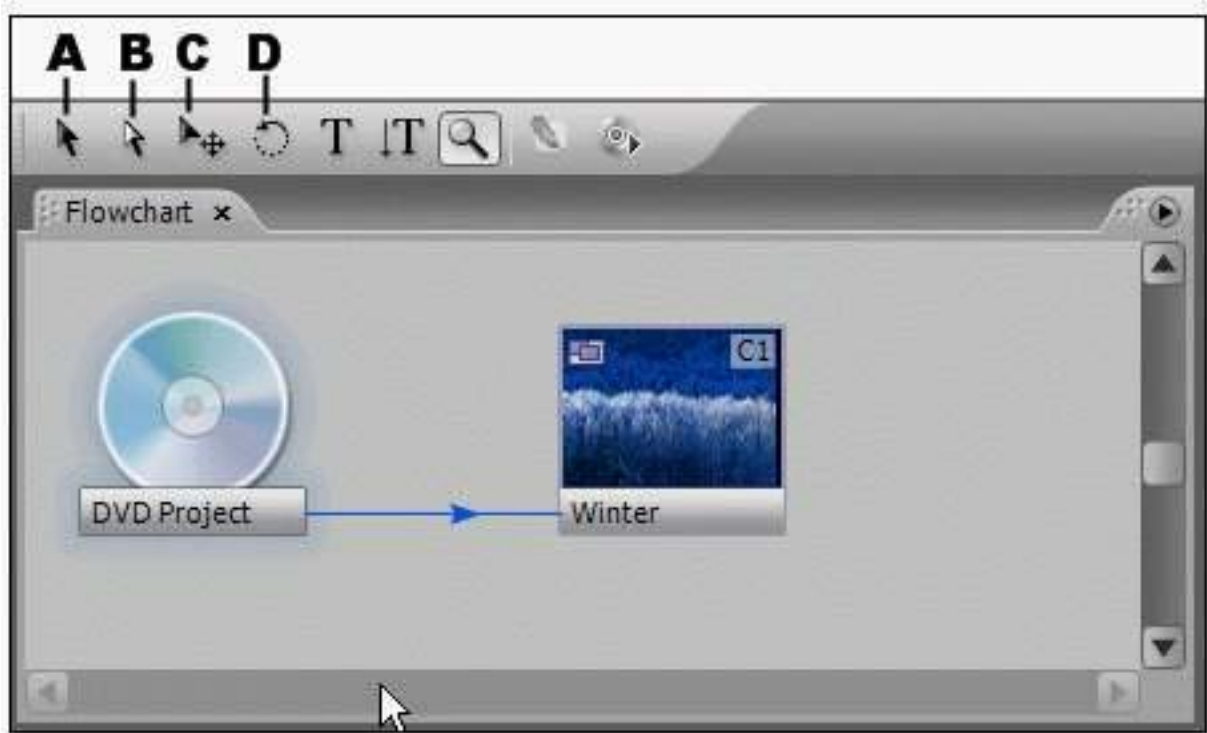
- A. open the Character panel and set Stroke to zero
- B. open the Properties panel and set Stroke to none
- C. open the Timeline Color Set and set Stroke Color to white
- D. open the Properties panel and change the Highlight to Group 2

**Answer:** B

**QUESTION:** 144

Click the Exhibit button.

Which tool in the Flowchart panel is used to drag from one object in the Flowchart panel to another, thereby creating a link?



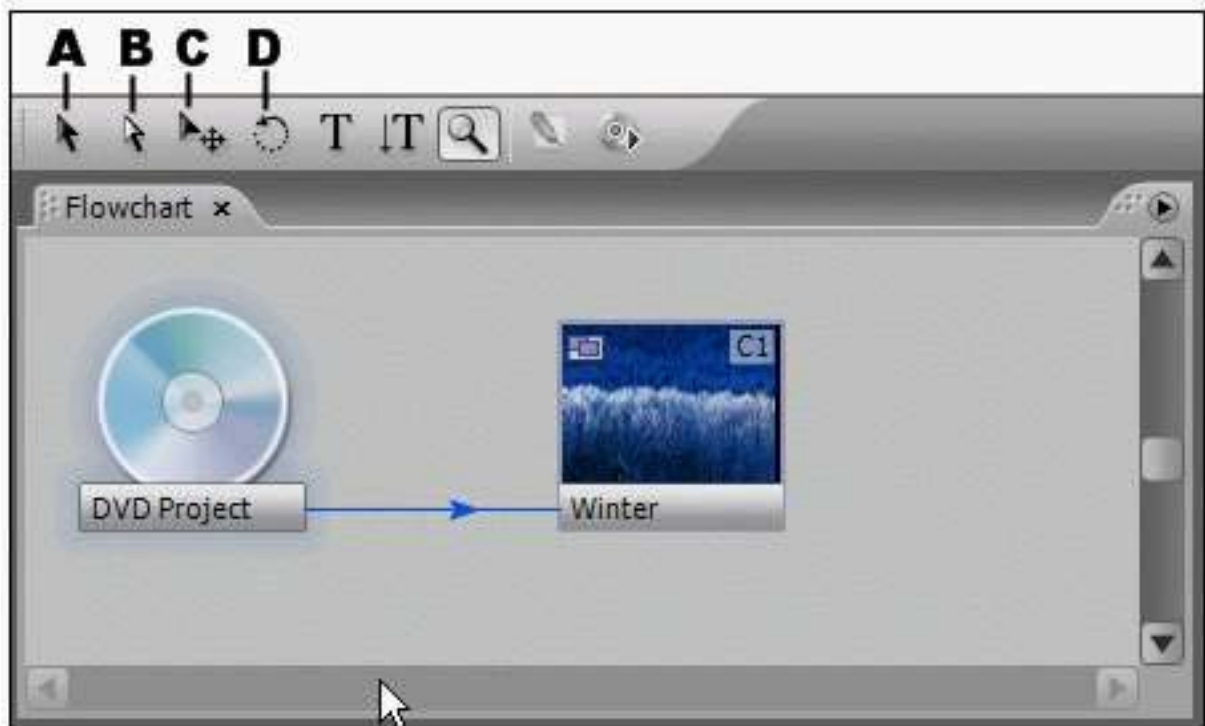
- A. A
- B. B
- C. C
- D. D

**Answer:** A

**QUESTION:** 145

Click the Exhibit button.

Which tool shown in the exhibit is used to change the position of an object on the Flowchart panel?



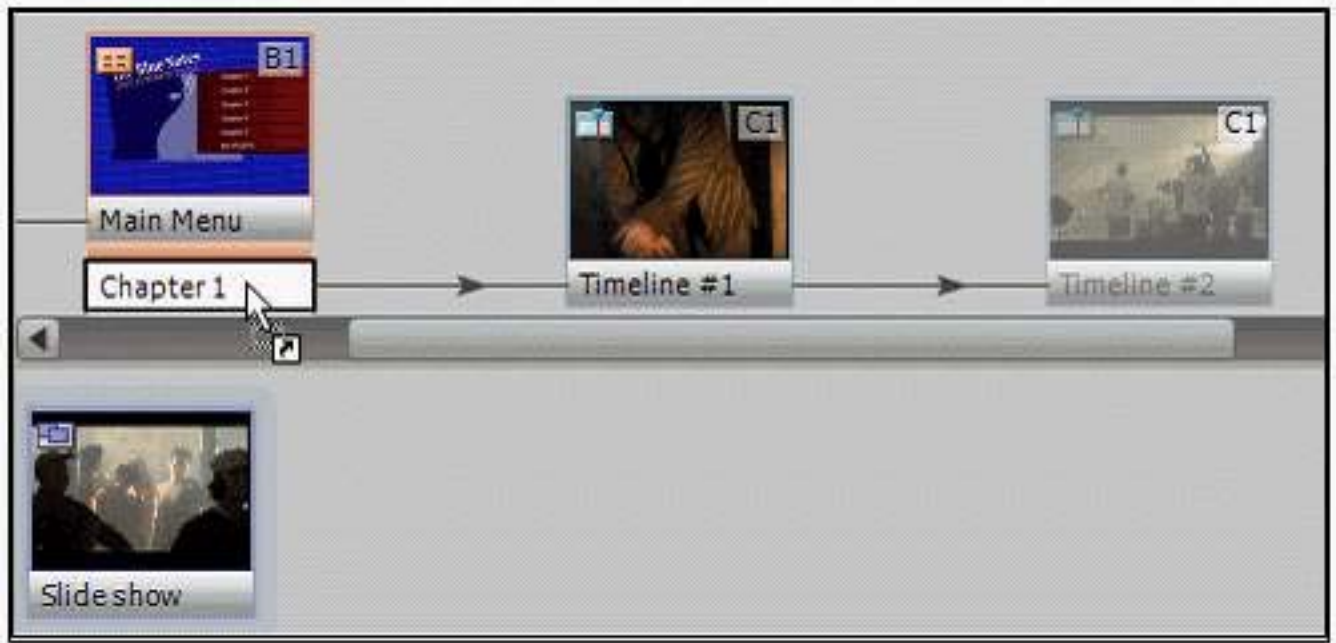
- A. A
- B. B
- C. C
- D. D

**Answer:** C

**QUESTION:** 146

Click the Exhibit button.

What happens when you drag the slideshow from the orphan section of the flowchart to Chapter 1 below the main menu?



- A. The slideshow replaces Timeline #1 and retains the link to Timeline #2.
- B. The slideshow replaces Timeline #1 and does NOT retain the link to Timeline #2.
- C. The slideshow replaces the Main Menu and retains the links to Timeline #1 and Timeline #2.
- D. The slideshow replaces the Main Menu and does NOT retain the links to Timeline #1 and Timeline #2.

**Answer:** B

**QUESTION:** 147

Click the Exhibit button.

In the exhibit, what does the circled badge in the upper left-hand corner of the Flowchart panel thumbnail indicate?



- A. The thumbnail is of a menu.
- B. The thumbnail is of a playlist.
- C. The thumbnail is of a timeline.

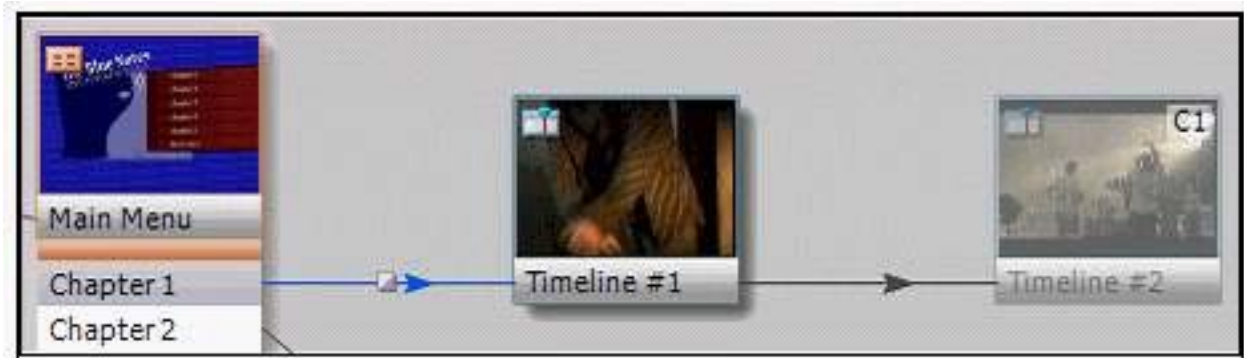
D. The thumbnail is of a slideshow.

**Answer:** D

**QUESTION:** 148

Click the Exhibit button.

A portion of a flowchart is shown in the exhibit. What do the lines and symbols indicate regarding Chapter 1?



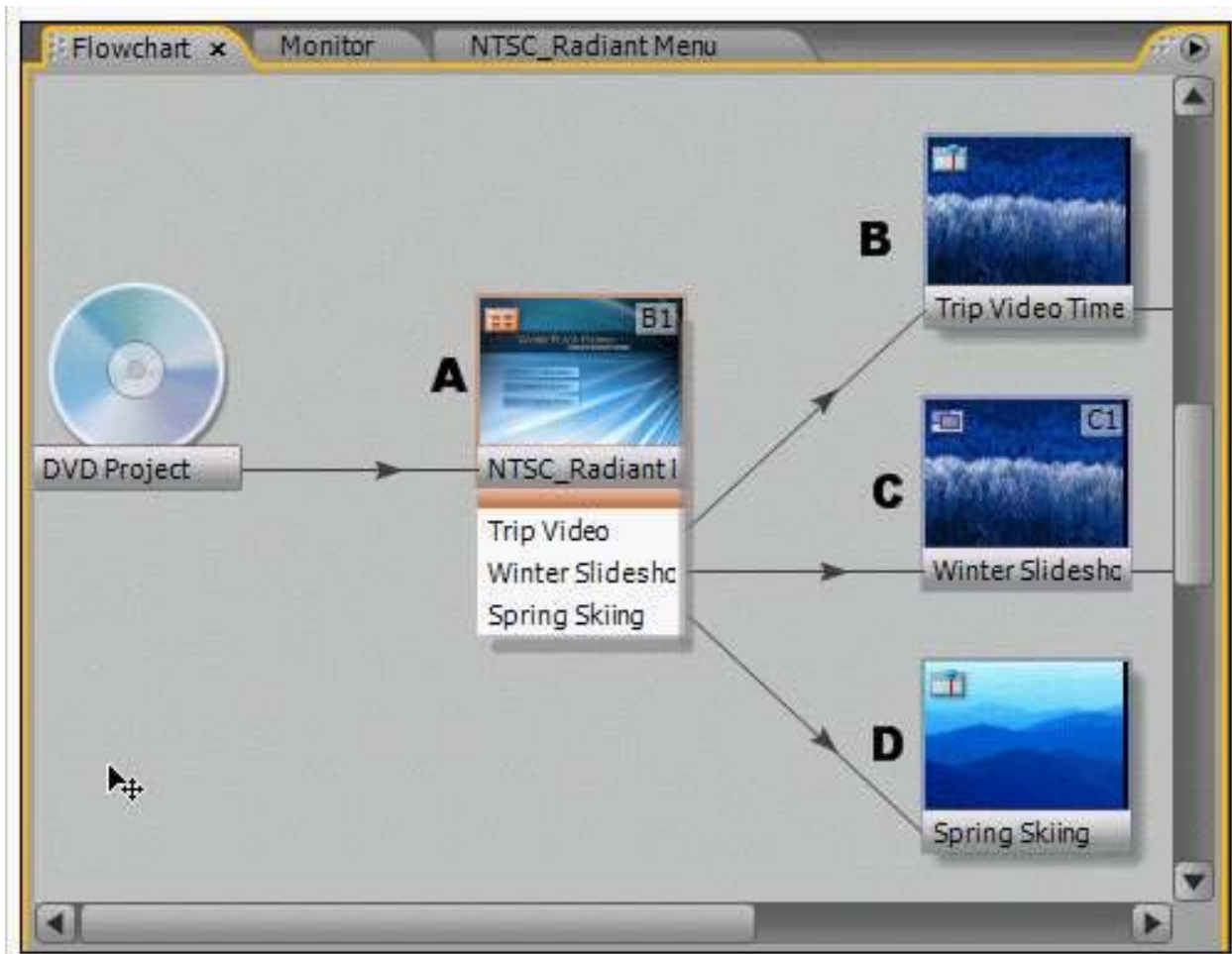
- A. There is a transition between Chapter 1 and Timeline #1 and an override linking Timeline #1 to Timeline #2.
- B. There is a transition between Chapter 1 and Timeline #1 and an end action linking Timeline #1 to Timeline #2.
- C. There is a broken link between Chapter 1 and Timeline #1 and an override linking Timeline #1 to Timeline #2.
- D. There is a broken link between Chapter 1 and Timeline #1 and an end action linking Timeline #1 to Timeline #2.

**Answer:** B

**QUESTION:** 149

Click the Exhibit button.

Which thumbnail shown in the exhibit has been affected by right-clicking it and choosing Auto Layout from the context menu?



- A. A
- B. B
- C. C
- D. D

**Answer:** C

**QUESTION:** 150

Which two statements about color menu sets are true? (Choose two.)

- A. Each highlight group has four colors.
- B. A project can contain only one color set.
- C. Each color set has three highlight groups.
- D. Each menu can reference only one color set.
- E. Color sets specify the colors used in subpictures.

**Answer:** D, E

**QUESTION:** 151

Which two statements are true about automatic color sets for menus? (Choose two.)

- A. Automatic color sets can NOT be saved.
- B. There are three highlight colors for buttons.
- C. Each menu can have a separate menu color set.
- D. There is only one automatic color menu set per project.
- E. The same colors are used for both selected and activated buttons.

**Answer:** B, E

**QUESTION:** 152

To which two types of layers can you apply Styles? (Choose two.)

- A. Text
- B. Shape
- C. Subpicture
- D. Background
- E. Motion Background

**Answer:** A, B

**QUESTION:** 153

Which panel allows you to create new folders?

- A. Disk panel
- B. Menus panel
- C. Project panel
- D. Timelines panel

**Answer:** C

**QUESTION:** 154

You want to create a DVD that is only playable in the United States, Canada, and the US Territories. Which settings in the Project Settings dialog box should you choose?

- A. All Regions
- B. Custom, Region Code 1



- C. Custom, Region Code 2
- D. All Regions, Region Code 8

**Answer:** B

**QUESTION:** 155

You are creating a single layer DVD. What is the maximum amount of content you should have if you want Encore DVD to set the data rate automatically?

- A. 1 hour
- B. 2 hours
- C. 3 hours
- D. 4 hours

**Answer:** B

**QUESTION:** 156

Click the Exhibit button.

Which button in the Library panel (shown in the exhibit) allows you to replace the background layer of the currently active menu?



- A. A
- B. B
- C. C
- D. D

**Answer:** C

Download Full Version From <https://www.certkillers.net>



**DON'T KNOW**  
OR NO PREFERENCE

*Pass your exam at First Attempt....Guaranteed!*